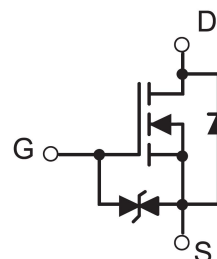


20V N-Channel MOSFET

Product Summary

$V_{(BR)DSS}$	$R_{DS(on)MAX}$	I_D
20V	110mΩ@4.5V	1.2A
	150mΩ@2.5V	

Circuit diagram



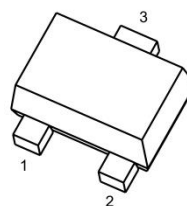
Feature

- Surface Mount Package
- N-Channel Switch with Low $R_{DS(on)}$
- Operated at Low Logic Level Gate Drive
- ESD Protected

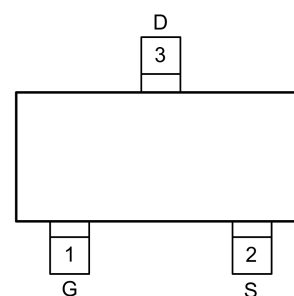
Application

- Load/Power Switching
- Interfacing Switching
- Battery Management for Ultra Small Portable Electronics
- Logic Level Shift

Package



SOT-723



Absolute maximum ratings (Ta=25°C unless otherwise noted)

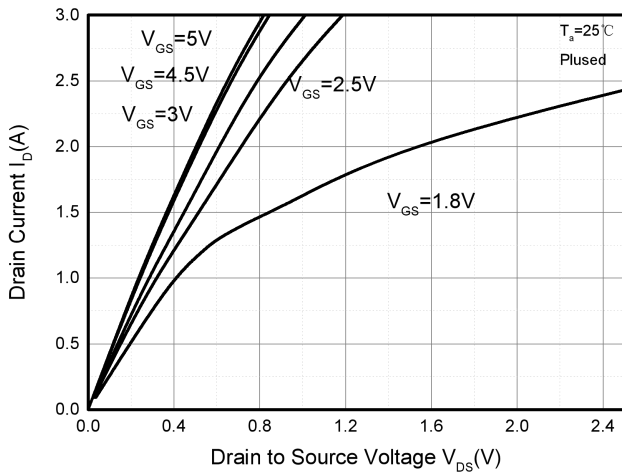
Parameter	Symbol	Value	Unit
Drain-Source Voltage	V_{DS}	20	V
Gate-Source Voltage	V_{GS}	± 12	V
Continuous Drain Current	I_D	1.2	A
Pulsed Drain Current	I_{DM}	1.8	A
Power Dissipation	P_D	0.15	W
Thermal Resistance from Junction to Ambient	$R_{\theta JA}$	833	$^{\circ}C/W$
Junction Temperature	T_J	150	$^{\circ}C$
Storage Temperature	T_{STG}	-55~ +150	$^{\circ}C$

Electrical characteristics (T_A=25 °C, unless otherwise noted)

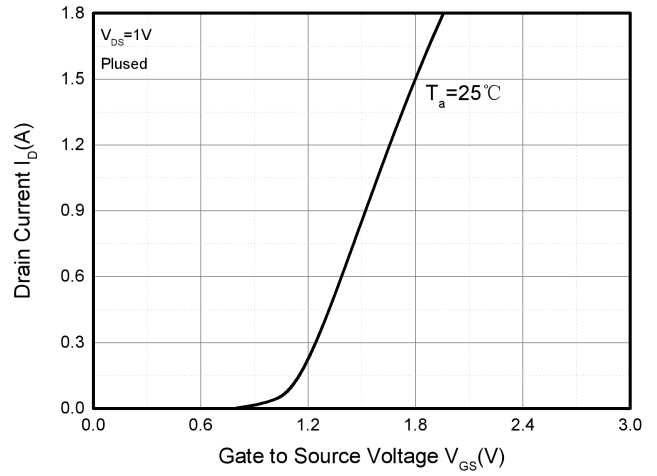
Parameter	Symbol	Test Condition	Min.	Typ.	Max.	Unit
Static Characteristics						
Drain-source breakdown voltage	$V_{(BR)DSS}$	$V_{GS} = 0V, I_D = 250\mu A$	20			V
Zero gate voltage drain current	I_{DSS}	$V_{DS} = 16V, V_{GS} = 0V$			1	μA
Gate-body leakage current	I_{GSS}	$V_{GS} = \pm 10V, V_{DS} = 0V$			± 10	μA
Gate threshold voltage	$V_{GS(th)}$	$V_{DS} = V_{GS}, I_D = 250\mu A$	0.3	0.65	1	V
Drain-source on-resistance	$R_{DS(on)}$	$V_{GS} = 4.5V, I_D = 1.2A$		90	110	m Ω
		$V_{GS} = 2.5V, I_D = 0.8A$		115	150	
		$V_{GS} = 1.8V, I_D = 0.3A$		165	215	
Dynamic characteristics						
Input Capacitance	C_{iss}	$V_{DS} = 16V, V_{GS} = 0V, f = 1MHz$		79	120	pF
Output Capacitance	C_{oss}			13	20	
Reverse Transfer Capacitance	C_{rss}			9	15	
Switching Characteristics						
Turn-on delay time	$t_{d(on)}$	$V_{GS} = 4.5V, V_{DS} = 10V, I_D = 500mA, R_{GEN} = 10\Omega$		6.7		ns
Turn-on rise time	t_r			4.8		
Turn-off delay time	$t_{d(off)}$			17.3		
Turn-off fall time	t_f			7.4		
Source-Drain Diode characteristics						
Body Diode Voltage	V_{SD}	$I_S = 0.5A, V_{GS} = 0V$		0.7	1.3	V

Typical Characteristics

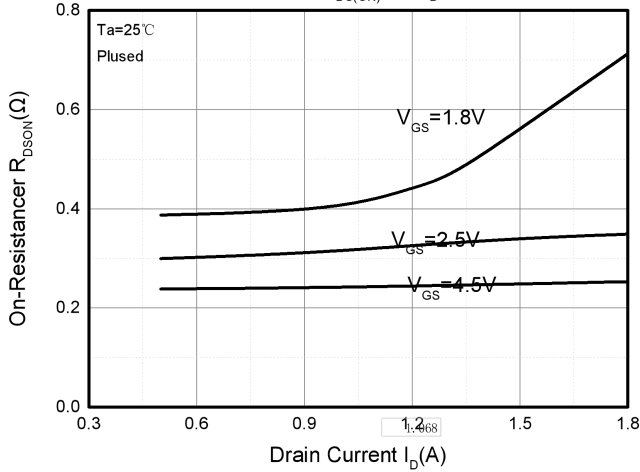
Output Characteristics



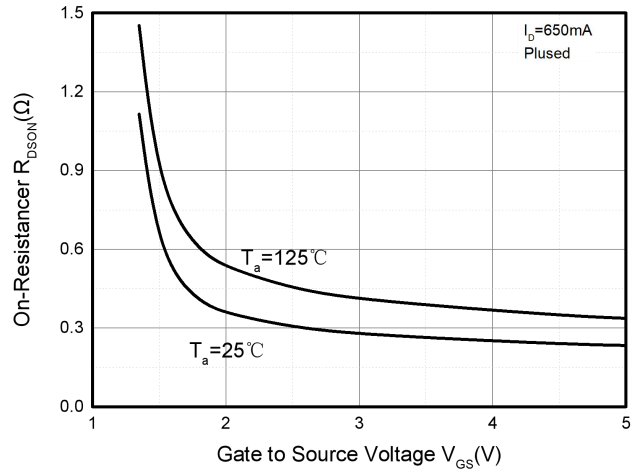
Transfer Characteristics



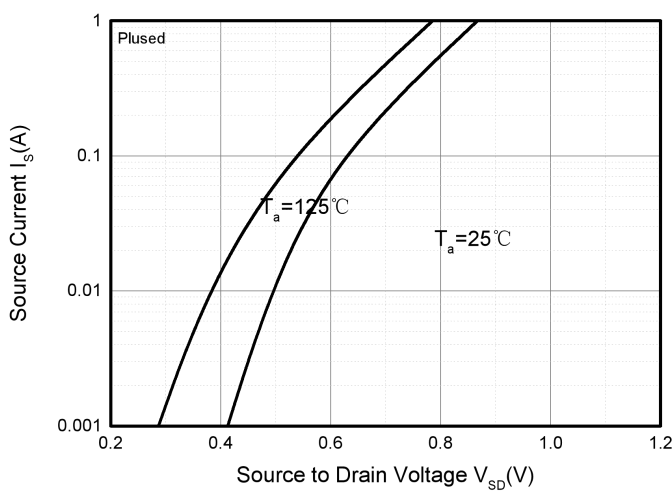
$R_{DS(ON)} - I_D$



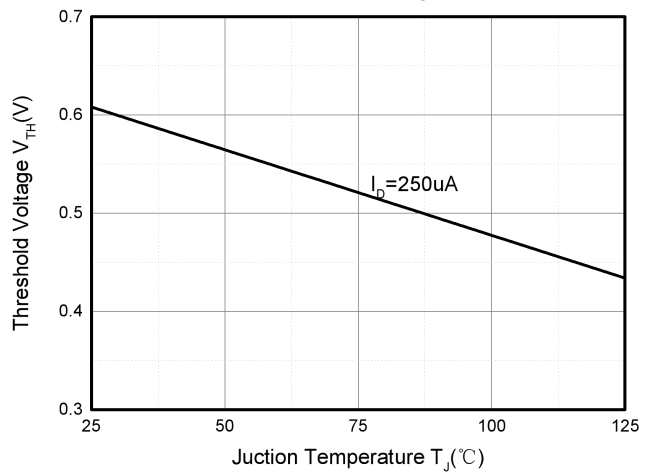
$R_{DS(ON)} - V_{GS}$

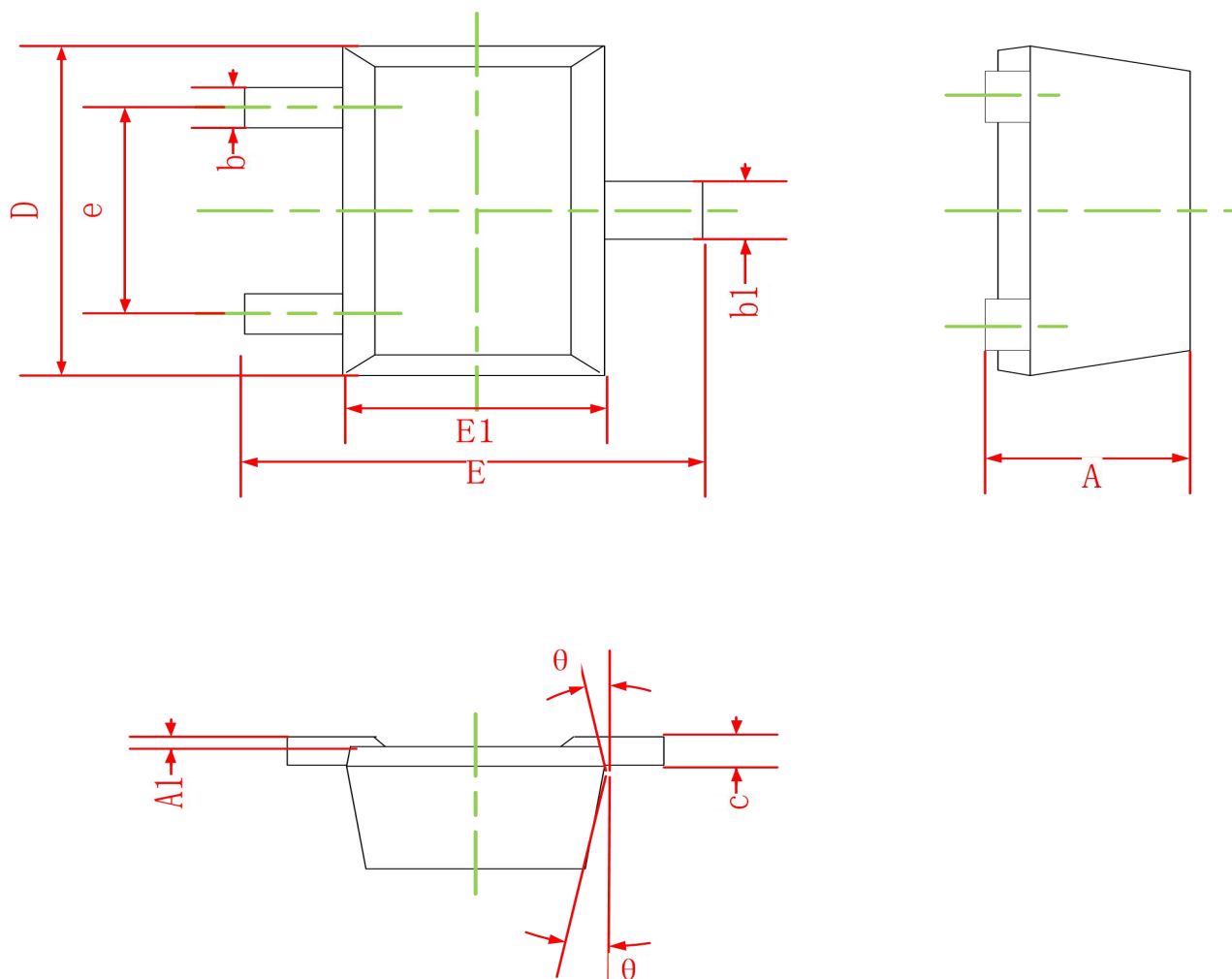


$I_S - V_{SD}$



Threshold Voltage



SOT-723 Package Information


Symbol	Dimensions In Millimeters	
	Min.	Max.
A	0.430	0.500
A1	0.000	0.050
b	0.170	0.270
b1	0.270	0.370
c	0.080	0.150
D	1.150	1.250
E	1.150	1.250
E1	0.750	0.850
e	0.800TYP.	
θ	7° REF.	